

Patch-Craft Self-Supervised Training for Correlated Image Denoising



Gregory Vaksman and
Michael Elad

TUE-PM-159



Patch-Craft Training – Problem Definition

Self-supervised training for image denoising

- Noise can have non-Gaussian distribution
- Noise can exhibit short-range spatial and cross-channel correlations
- Capturing corrupted images is relatively straightforward
- Obtaining ground-truth or estimating noise model is difficult
- In RGB space real sensor noise typically correlated



Patch-Craft Training – Sample Results



Clean



Noisy



N2N, 24.27dB



R2R, 25.26dB



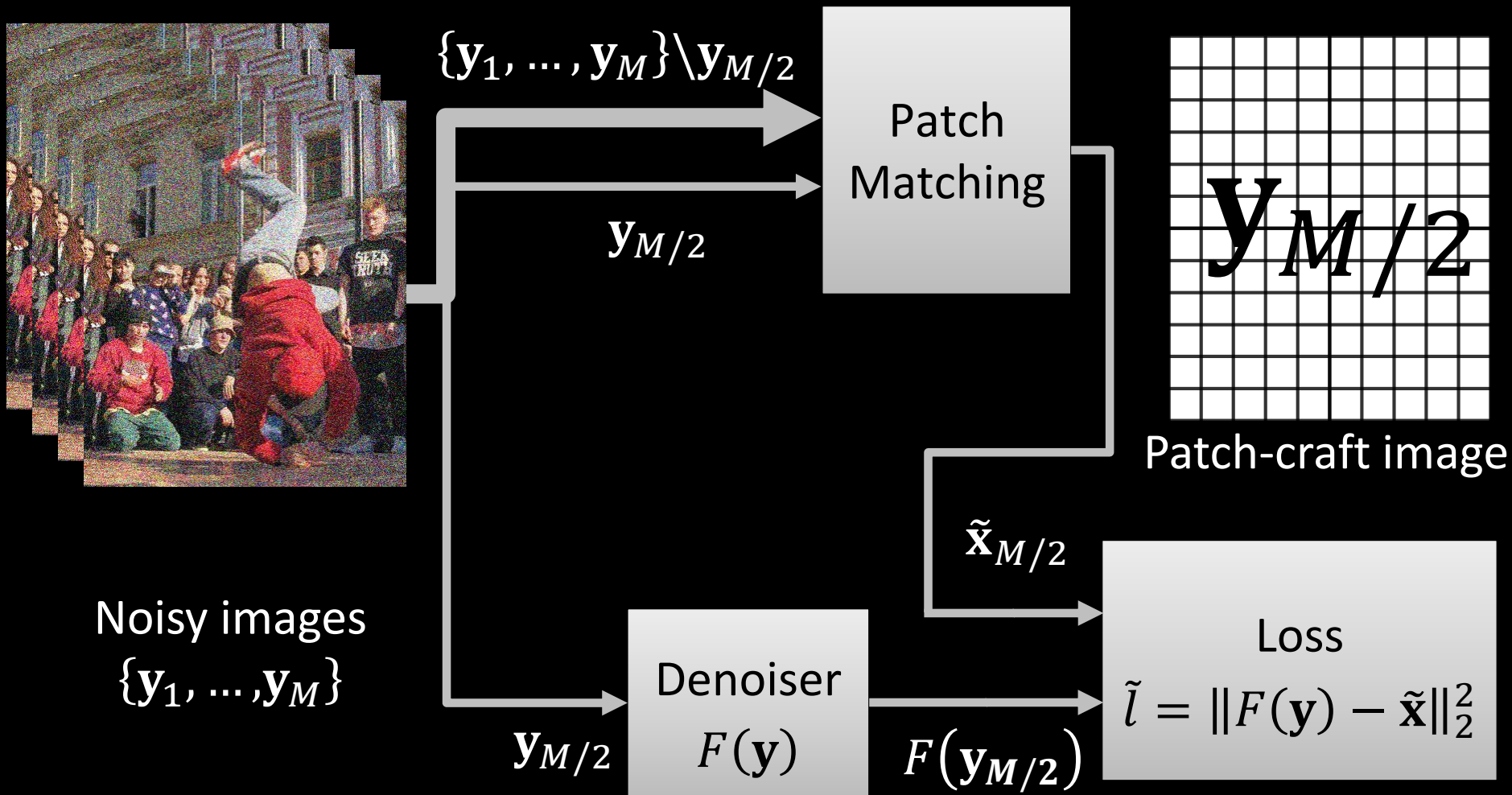
BM3D-O, 24.22dB



PC-DnCNN (ours), 28.03 dB



Patch-Craft Training – Overview



Lemma

Lemma:

If \mathbf{w} is statistically independent of \mathbf{x} and \mathbf{z} , and admits a zero mean $\mathbb{E}[\mathbf{w}] = \mathbf{0}$, then

$$\mathbb{E}[\nabla \tilde{l}] = \mathbb{E}[\nabla \|F(\mathbf{y}) - \tilde{\mathbf{x}}\|_2^2] = \nabla (\mathbb{E} \|F(\mathbf{y}) - \mathbf{x}\|_2^2)$$

Conclusion:

Training with the loss \tilde{l} is equivalent to SGD with clean targets \mathbf{x}



Correlation Reduction – Definitions




\mathbf{y}

–



$\tilde{\mathbf{x}}$

=



\mathbf{r}

$$s_{\mathbf{y},\mathbf{r}} = \sum_{i,j} (\mathbf{y}_{i,j} - \bar{\mathbf{y}})(\mathbf{r}_{i,j} - \bar{\mathbf{r}})$$

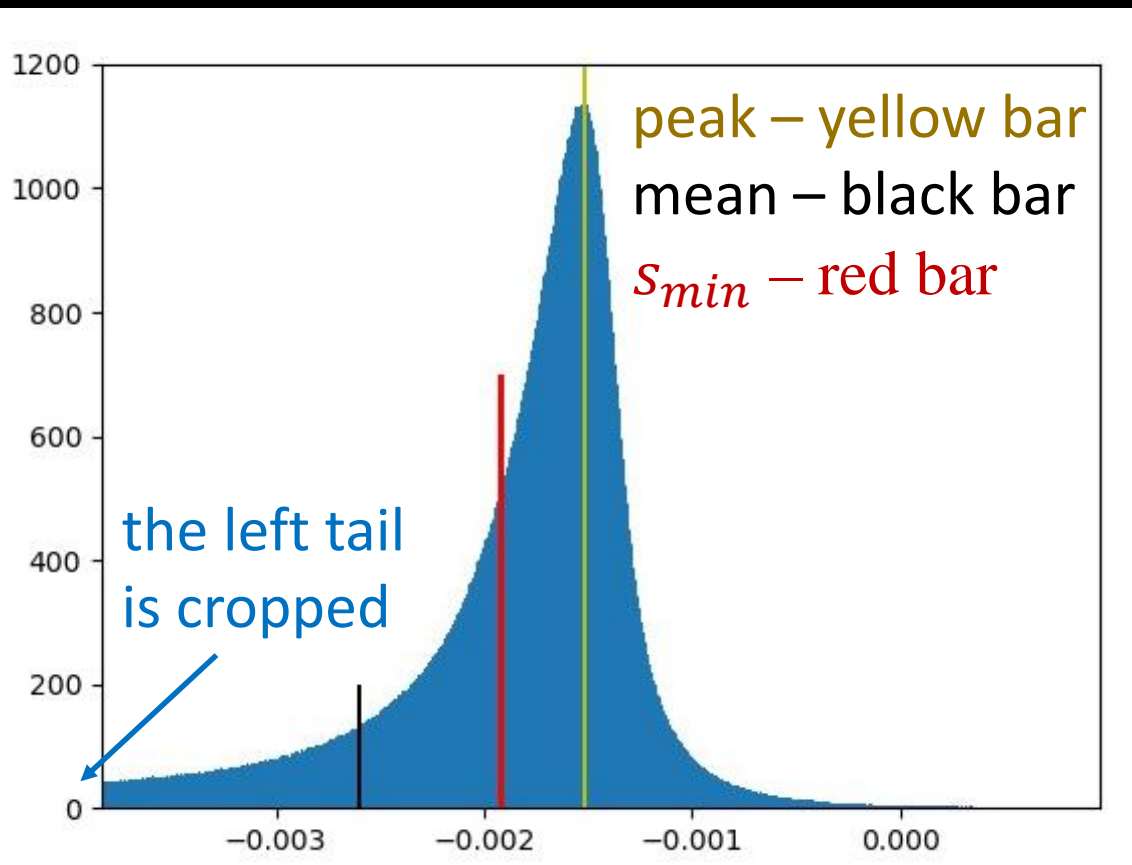
empirical covariance between \mathbf{y} and \mathbf{r}

We are going to use the histogram of $s_{\mathbf{y},\mathbf{r}}$



Correlation Reduction

$s_{y,r}$ histogram



Algorithm:

- Exclude from the training set all image pairs for which $s_{yr} < S_{min}$
cut the left tail
- The mean of the resulting histogram coincides with its peak



Results – Correlated Gaussian Noise

σ	k	Noisy	B2U	N2N	R2R	BM3D-O	PC-DnCNN (ours)
10	3	28.13	23.85	28.85	32.50	33.56	35.32
	4	28.13	23.45	28.67	31.21	32.30	34.79
15	3	24.61	24.44	25.43	29.59	31.11	33.16
	4	24.61	22.26	25.26	28.26	29.79	32.57
20	3	22.11	7.74	23.02	27.57	29.49	31.63
	4	22.11	22.33	22.91	25.93	28.15	30.97
Average		24.95	20.68	25.69	29.18	30.73	33.07



Results – Real-World Image Noise

ISO	Noisy	B2U	N2N	R2R	BM3D-O	PC-DnCNN (ours)
1600	37.67	36.88	37.71	39.58	41.12	41.33
3200	35.03	4.94	35.10	37.18	38.99	39.64
6400	32.10	4.98	32.19	34.67	36.57	37.32
12800	29.25	23.79	29.33	31.71	34.30	35.15
25600	25.77	20.11	25.86	28.26	31.35	32.38
Average	31.96	18.14	32.04	34.28	36.47	37.16



Results – Correlated Gaussian Noise



Clean



Noisy



N2N, 24.27dB



R2R, 25.26dB



BM3D-O, 24.22dB




PC-DnCNN (ours), 28.03 dB




Results – Real-World Noise



Clean



Noisy, 28.29 dB



N2N, 28.36 dB



R2R, 31.62 dB



BM3D-O, 33.60 dB



PC-DnCNN (ours), 34.41 dB



Patch-Craft Denoising – Summary

- Novel self-supervised framework for correlated image denoising
- Relies on availability of short video sequences
- Applies patch matching for building patch-craft images
- Excludes images with high correlation from the training set
- Achieves an outstanding denoising performance compared with the recent state-of-the-art self-supervised methods

